



Tuition Reimbursement Guide

For Otsuka America Pharmaceutical, Inc.
Otsuka Pharmaceutical Development & Commercialization, Inc.

Table of Contents

Tuition Reimbursement Process Overview.....	3
Tuition Reimbursement Application Process.....	4-6
Tuition Reimbursement Payment Request Process.....	7-9


Process Overview

This guide provides Otsuka employees with details on the steps required to login to Workday to submit a Tuition Reimbursement Application Form and Tuition Reimbursement Payment Request Form.

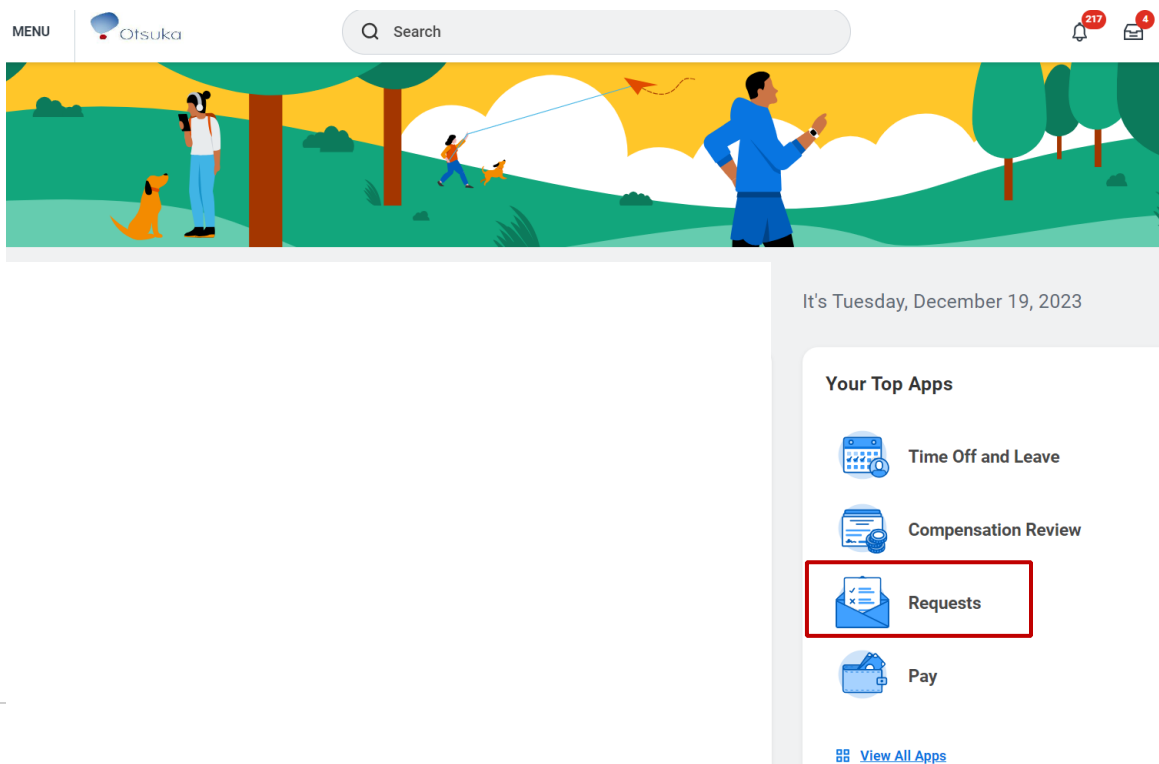
Click [here](#) for more information related to the Tuition Reimbursement Plan. For additional inquiry, submit a request via the [AVA Service Portal](#).

Tuition Reimbursement Application Form

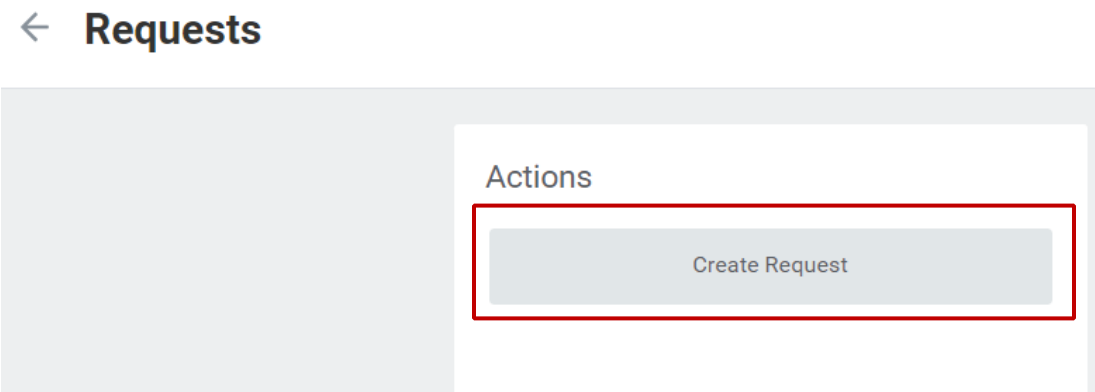
Step 1. To begin, click on the **WORKDAY** icon on the **Vine** homepage.



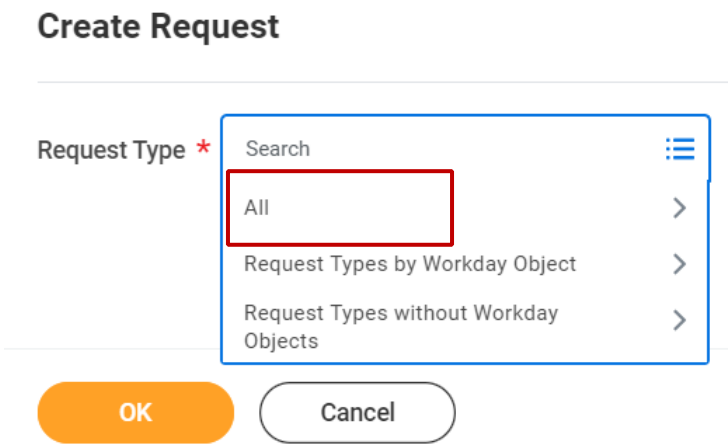
Step 2. The Workday homepage is displayed. Click on **Request** under Your Top Apps or View All Apps if the Requests icon is not available under Your Top Apps



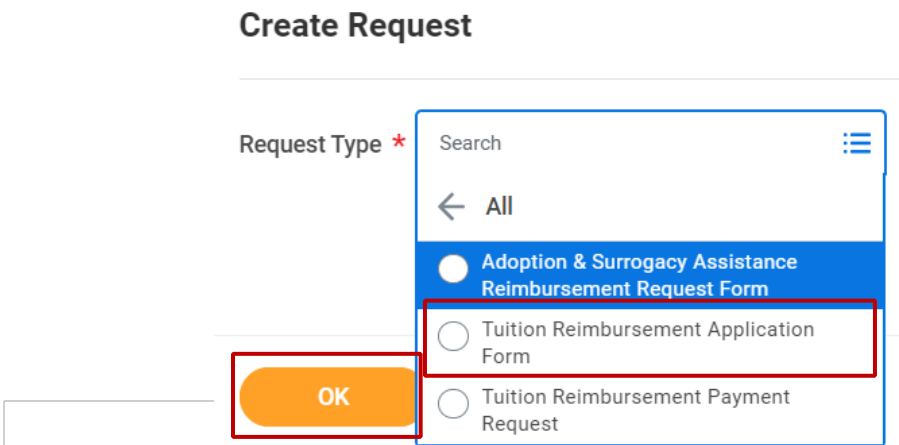
Step 3. Click on **Create Request**.



Step 4. Select **All** in the **Request Type** drop down.



Step 5. Select **Tuition Reimbursement Application Form** in the drop down then click **OK**



Step 6. Complete the Tuition Reimbursement Application Form and select Submit.

Note: Prior to submitting the application, it is encouraged that you review the Tuition Reimbursement Application Form and [Tuition Reimbursement Plan Document](#) in details. Failure to complete a Tuition Reimbursement Application and have it approved prior to course commencement will result in denial of tuition reimbursement payment requests.

Tuition Reimbursement Application Form

Link to User Guide

Click here for more information related to the Tuition Reimbursement Process

Discussion with Manager must be conducted prior to course commencement

Manager and HRBP must approve courses prior to course commencement.

Review the Tuition Reimbursement Plan Document. (OAPI-OPDC) / (OPH)

Eligibility to submit 'Tuition Reimbursement Application' is minimum one-year continuous service at Otsuka. You will receive an error upon submitting the application if you do not meet this requirement.

You will be informed of approval or denial of the application, along with anticipated tax eligibility via email.

For any question related to the Tuition Reimbursement Process, please submit a request via the [Ava Service Portal](#).

By submitting this Application, you understand that reimbursement for tuition related expenses and tax treatment of any such reimbursement is not guaranteed. The following conditions must be met to receive reimbursement:

1. You are not currently participating in the Student Loan Assistance Benefit. You can choose to participate in either the Student Loan Assistance program or the Tuition Reimbursement benefit; however, you may not participate in both benefits.

2. Your application must be approved and in 'Successfully Completed' status in prior to course commencement. Failure to complete a Tuition Reimbursement Application and have it approved prior to course commencement will result in denial of tuition reimbursement payment requests.

3. You must receive a grade 'C' or better; or a 'pass' grade for a course that is graded on a pass/fail basis.

4. You must submit your grade and itemized tuition expenses and receipts within 45 days of course completion.

5. You must be actively employed or on an authorized leave of absence from Otsuka on the date the reimbursement is paid.

6. You must in Good Performance Standing as defined in the Tuition Reimbursement Plan Document at the time the Tuition Reimbursement Application is submitted and at the time reimbursement is requested following completion of the course.

Additionally, you understand that should you be reimbursed, you must repay Otsuka for education-related expenses, including any taxes, for which you were reimbursed within 30 days of termination if (i) you voluntarily terminate employment with Otsuka or an Affiliate for any reason, or (ii) were terminated for Cause by Otsuka or an Affiliate, as follows. Note, transfer from Otsuka to an Affiliate shall not be considered termination of employment from Otsuka for purposes of this paragraph.

You are required to repay 100% of the tuition reimbursement payment if you voluntarily terminate employment or if your employment is terminated for Cause by Otsuka or an Affiliate within 12 months of the reimbursement payment date, which is the date that you receive the reimbursement payment through payroll.

You are required to repay 50% of the tuition reimbursement payment if you voluntarily terminate employment or if your employment is terminated for Cause by Otsuka or an Affiliate more than 12 months and up to 24 months of the reimbursement payment date. Transfer from Otsuka to an Affiliate shall not be considered termination of employment from Otsuka for purposes of this paragraph.

By submitting this form, I have reviewed and agreeing to the terms and conditions of the Otsuka Tuition Reimbursement Plan, found here. (OAPI-OPDC) / (OPH)

Describe the Request *

TUITION REIMBURSEMENT PLAN APPLICATION

School Name (Required)

Address Line 1 (Required)

Submit

Save for Later

Cancel

Step 4. To check on the status of your Tuition Reimbursement Application Form, select My Requests under the Requests Apps In Workday.

My Requests

Actions

13 items

Request	Type	Description	Status	Resolution	Initiation Date	Completion Date
Request : Tuition Assistance Application Form : James Thomas	Tuition Assistance Application Form	Test	Successfully Completed	Done	01/02/2020 08:55:34.609 AM	01/02/2020 09:05:48.313 AM

My Recent Requests

Tuition Reimbursement Payment Request: Submitted on 03/19/2020


Next step assigned to reviewer

6

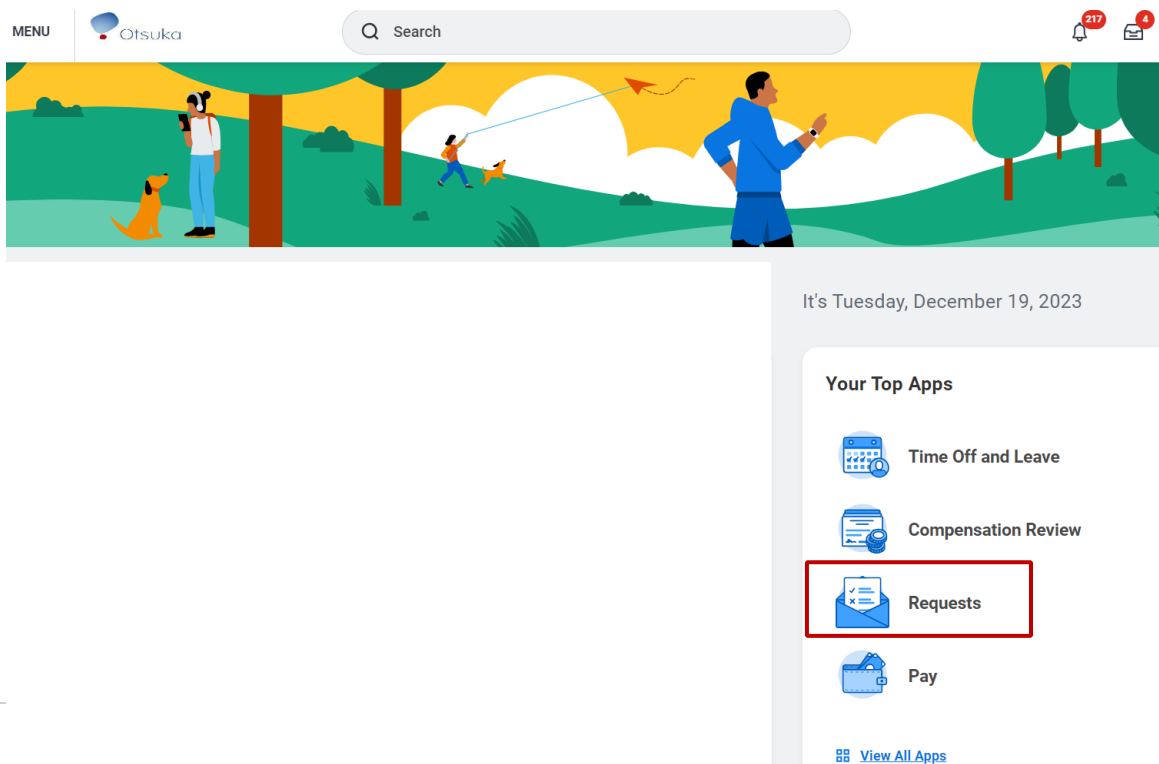
CONFIDENTIAL. FOR INTERNAL USE ONLY. DO NOT DUPLICATE, DISTRIBUTE, OR USE IN DETAILING.

Tuition Reimbursement Payment Form

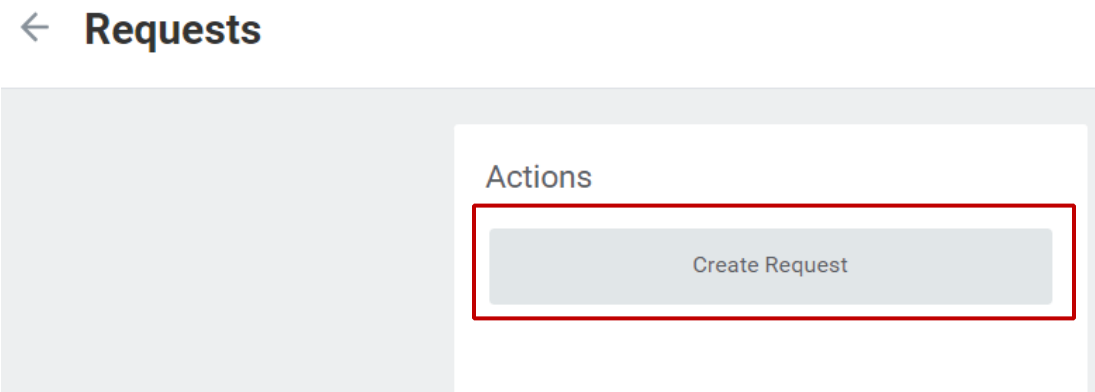
Step 1. To begin, click on the **WORKDAY** icon on the **Vine** homepage.



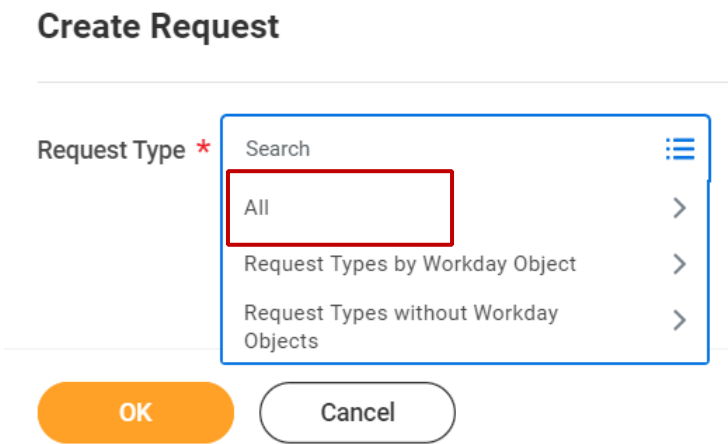
Step 2. The Workday homepage is displayed. Click on **Request** under Your Top Apps or View All Apps if the Requests icon is not available under Your Top Apps



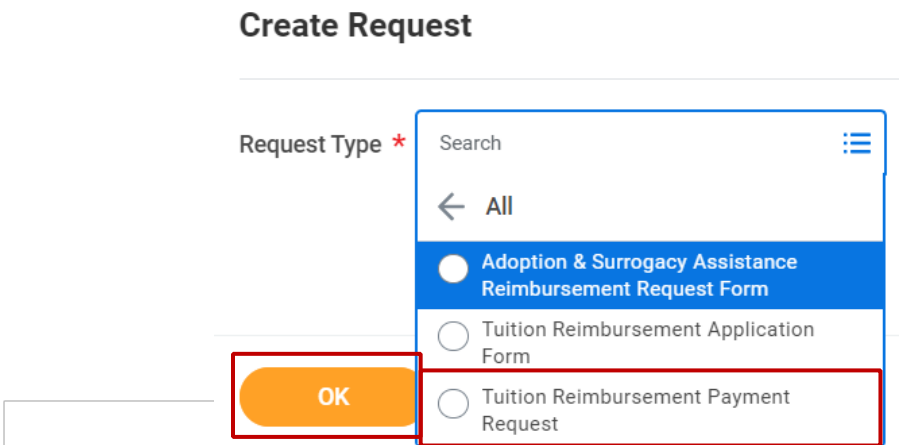
Step 3. Click on **Create Request**.



Step 4. Select **All** in the **Request Type** drop down.



Step 5. Select **Tuition Reimbursement Payment Request** in the drop down then click **OK**



Step 6. Complete the **Tuition Reimbursement Payment Request** and select **Submit**.

Note: Prior to submitting the application, it is encouraged that you review the [Tuition Reimbursement Payment Form and Tuition Reimbursement Plan Document](#) in details. Failure to meet requirements of the Plan will result in denial of tuition reimbursement payment requests.

Tuition Reimbursement Payment Request

Link to User Guide

Click here for more information related to the Tuition Reimbursement Process.

Please input only numerical value for cost/expense fields

Review the Tuition Reimbursement Plan Document. (OAPI-OPDC) / (OPH)

In order for you to submit 'Tuition Reimbursement Payment Request', you must have an approved Tuition Reimbursement Application that is in 'Successfully Completed' Status. Otherwise, this will result in denial of tuition reimbursement payment requests.

You will be informed of approval or denial of the payment request via email.

For any question related to the Tuition Reimbursement Process, please submit a request via the [Ava Service Portal](#).

By submitting the Payment Request, you understand that reimbursement for tuition related expenses and tax treatment of any such reimbursement is not guaranteed. The following conditions must be met to receive reimbursement:

1. You are not currently participating in the Student Loan Assistance Benefits. You can choose to participate in either the Student Loan Assistance program or the Tuition Reimbursement benefit; however, they may not participate in both benefits.

2. You have an approved Tuition Reimbursement Application that is in 'Successfully Completed' Status. Otherwise, this will result in denial of tuition reimbursement payment requests.

3. You must receive a grade 'C' or better, or a 'pass' grade for a course that is graded on a pass/fail basis.

4. You must submit your grade and itemized tuition expenses and receipts within 45 days of course completion.

5. You must be actively employed or on an authorized leave of absence from Otsuka on the date the reimbursement is paid.

6. You must in Good Performance Standing as defined in the Tuition Reimbursement Plan Document at the time reimbursement is requested following completion of the course.

Additionally, you understand that should you be reimbursed, you must repay Otsuka for education-related expenses, including any taxes, for which you were reimbursed within 30 days of termination if (i) you voluntarily terminate employment with Otsuka or an Affiliate for any reason, or (ii) your employment is terminated for Cause by Otsuka or an Affiliate, as follows:

You are required to repay 100% of the tuition reimbursement payment if you voluntarily terminate employment or if your employment is terminated for Cause by Otsuka or an Affiliate within 12 months of the reimbursement payment date, which is the date that you receive the reimbursement payment through payroll.

You are required to repay 50% of the tuition reimbursement payment if you voluntarily terminate employment or if your employment is terminated for Cause by Otsuka or an Affiliate more than 12 months and up to 24 months of the reimbursement payment date. Transfer from Otsuka to an Affiliate shall not be considered termination of employment from Otsuka for purposes of this paragraph.

By submitting this form, I have reviewed and agreeing to the terms and conditions of the Otsuka Tuition Reimbursement Plan, found here. (OAPI-OPDC) / (OPH)

Describe the Request

TUITION REIMBURSEMENT PAYMENT APPLICATION

Date final transcript received (Required)

MM/DD/YYYY

Grade obtained for the course (Required)

Submit

Save for Later

Cancel

Step 4. To check on the status of your Tuition Reimbursement Application Form, select **My Requests** under the **Requests** Apps In Workday.

My Requests

13 items

Request	Type	Description	Status	Resolution	Initiation Date	Completion Date
Request : Tuition Assistance Application Form : James Thomas	Tuition Assistance Application Form	Test	Successfully Completed	Done	01/02/2020 08:55:34.609 AM	01/02/2020 09:05:48.313 AM

My Recent Requests

Tuition Reimbursement Payment Request: Submitted on 03/19/2020

Next step assigned to reviewer

CONFIDENTIAL. FOR INTERNAL USE ONLY. DO NOT DUPLICATE, DISTRIBUTE, OR USE IN DETAILING.

April 202401US24IUE0177

9